

# PRODUCT CATALOGUE

*Rubio*<sup>®</sup>  
**MONOCOAT**  
YOUR PARTNER IN WOOD PROTECTION

.....  
Colours & protects  
your wood in one  
single layer  
.....

[www.rubiomonocoat.com](http://www.rubiomonocoat.com)





PROJECT: EEMHUIS LIBRARY, THE NETHERLANDS

**LEGEND:**



VOC



DRYING TIME



CURING



APPLICATION METHOD



WATER RESISTANCE



CLEANING OF USED MATERIALS



USAGE



NORMS



PACKAGING

## CONTENT

<b>RUBIO® MONOCOAT OIL</b>	04
—	
TECHNOLOGY	06
INTERIOR	10
PREPARATION	12
PRE-TREATMENT	14
PROTECTION	18
RMC Oil Plus 2C	18
RMC FR Oil System	24
RMC Invisible Oil System	26
MAINTENANCE	30
CLEANING	30
STAINS	32
REFRESH & RENOVATE	34
EXTRA	36
EXTERIOR	38
PREPARATION	40
PRE-TREATMENT	42
PROTECTION	44
RMC Hybrid Wood Protector	44
Rubio® WoodCream	48
MAINTENANCE	54
CLEANING	54
REFRESH & RENOVATE	56
INDUSTRY	58
PRE-TREATMENT	60
PROTECTION	61
RMC Oil UV R2	61
RMC Oil UV Topcoat R2	61
RMC LED Oil	62
MACHINES	64
<b>RUBIO® EASYBOND RANGE</b>	68
—	
PRE-TREATMENT	72
PARQUET ADHESIVE	76
RUBIO® EASY 1.2.3. STEP-BY-STEP PLAN	80
<b>EXTRA</b>	82
—	
RUBIO® ENVIRONMENT & SAFETY	84
RUBIO® ACADEMY	86
RUBIO® OFFICES	87



Rubio  
**MONOCOAT**  
OIL PLUS 2C  
PURE

Rubio  
**MONOCOAT**  
PROTECTS AND COLOURS YOUR WOOD IN ONE SINGLE LAYER  
OIL PLUS 2C  
PURE

Rubio  
**MONOCOAT**  
OIL PLUS 2C  
PURE

Rubio  
**MONOCOAT**  
PROTECTS AND COLOURS YOUR WOOD IN ONE SINGLE LAYER  
OIL PLUS 2C  
PURE

Rubio  
**MONOCOAT**  
OIL PLUS 2C  
PURE

# RUBIO® MONOCOAT OIL

TECHNOLOGY	06
INTERIOR	10
PREPARATION	12
PRE-TREATMENT	14
PROTECTION	18
RMC Oil Plus 2C	18
RMC FR Oil System	24
RMC Invisible Oil System	26
MAINTENANCE	30
CLEANING	30
STAINS	32
REFRESH & RENOVATE	34
EXTRA	36
EXTERIOR	38
PREPARATION	40
PRE-TREATMENT	42
PROTECTION	44
RMC Hybrid Wood Protector	44
Rubio® WoodCream	48
MAINTENANCE	54
CLEANING	54
REFRESH & RENOVATE	56
INDUSTRY	58
PRE-TREATMENT	60
PROTECTION	61
RMC Oil UV R2	61
RMC Oil UV Topcoat R2	61
RMC LED Oil	62
MACHINES	64



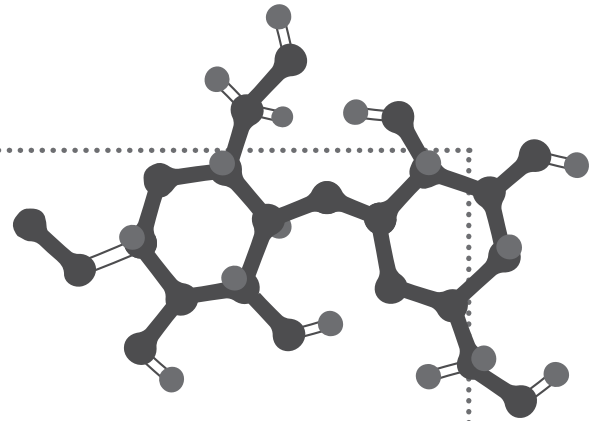


## RUBIO® MONOCOAT OIL: THE ULTIMATE WOOD PROTECTION BASED ON MOLECULAR BINDING

Rubio® Monocoat is the go-to brand when it comes to the high-quality and environmentally friendly protection of wood. The advanced technology of molecular binding on which Rubio® Monocoat is based, makes Rubio® Monocoat oils not only durable but also extremely economical and user-friendly.


### MOLECULAR BINDING:

The Rubio® Monocoat oil adheres - within a couple of minutes - to the upper microns in the wood by a strong molecular binding (no film forming, no saturation). This unique technology has set Rubio® Monocoat apart from other wood protection products for many years.



#### Varnishes:

- film forming
- multiple layers (sanding)
- unrepairable
- no natural feel



#### Traditional waxes and oils:

- saturation
- multiple layers
- hard to repair (overlaps)
- intensive maintenance



#### Rubio Monocoat oil:

- molecular binding (no overlaps)
- 1 layer
- easy maintenance
- natural look and feel



The unique technological characteristics mean that Rubio® Monocoat oil boasts the following features:

- › durable colour and protection of the wood
- › in one single layer
- › easy to use, no overlapping
- › easy to maintain
- › 100% natural ingredients, 0% VOC
- › wide range of colours: 40 standard colours
- › can be applied to almost all wood types



#### **DURABLE PROTECTION**

The molecular binding creates a durable, long lasting protection. To obtain this molecular binding it is very important to respect a reaction time of a few minutes. The better the fibres are bonded, the stronger the protection will be.



#### **ONE SINGLE LAYER**

Thanks to our technology, the consumption is much lower than for a traditional system. This results in a durable colouring and protection in one single layer. Once the fibres are bonded with the oil, the wood doesn't absorb any surplus product - which makes a second layer superfluous.



#### **NO OVERLAPS**

Once all free cellulose fibres are molecularly bonded, surplus product will no longer be accepted by the wood or the bonded Rubio® Monocoat layer itself. This is why overlaps or starting marks are avoided.



#### **EASY TO MAINTAIN**

Surfaces treated with Rubio® Monocoat oil are easy to maintain, and isolated scratches or damaged areas are very easy to repair.



#### **NATURAL INGREDIENTS**

Rubio® Monocoat oil doesn't contain any water or solvents and is based on natural ingredients. This means that the product is very safe to use, but equally safe for your environment.



#### **UNIQUE COLOURS**

The unique Rubio® Monocoat oil pigment technology allows an intense and deep colouring in one single layer, without compromising the natural look and feel of the wood.



#### **ALL WOOD TYPES**

Rubio® Monocoat oil can be applied to almost all wood types, furniture as well as floors (solid wood, veneer, MDF, ...).



# INTERIOR

PREPARATION	12
PRE-TREATMENT	14
PROTECTION	18
RMC Oil Plus 2C	18
RMC FR Oil System	24
RMC Invisible Oil System	26
MAINTENANCE	30
CLEANING	30
STAINS	32
REFRESH & RENOVATE	34
EXTRA	36

## PREPARATION

A good preparation of the surface is crucial for an optimal finish. Rubio® Monocoat provides two products that can be used for this purpose.



### RMC Woodfiller Quick

Environmentally friendly, fast curing putty

RMC Woodfiller Quick is a one-component, shrink-proof putty in powder form for the preparation of indoor joinery. It guarantees fast curing and can be sanded very easily. The product allows colouring with an oil from the Rubio® Monocoat range.

Available in 3 shades: Light, Medium and Dark.



**FILLING KNIFE**



**WATER**



**CAN BE SANDED  
AFTER ± 2 HOURS**



**PVC BUCKET:**  
0,5 KG - 5 KG - 25 KG



### RMC Cleaner

Preparatory cleaner for indoor applications

RMC Cleaner is a cleaner which - following the sanding and hoovering process - thoroughly cleans the surface preparing it for treatment with Rubio® Monocoat Oil. This product removes even the smallest dust particles. The perfect start for an impeccable finish.

RMC Cleaner can also be used to clean the used materials after the oil application.



**MANUAL**



**15 - 60 MINUTES, DEPENDING  
ON THE USED QUANTITY**



**1 LITRE = ± 75 - 100 M<sup>2</sup>**



**CAN: 1 L - 5 L**



## PRE-TREATMENT (OPTIONAL)

A fumed or smoked look, a creative pre-colouring ... Rubio® Monocoat has developed a range of products for the pre-treatment of wood, that allow you to create personalised and unique effects.

As Rubio® Monocoat oil is always used for the finish, the molecular binding with the wood remains guaranteed

### › REACTIVE EFFECTS



### RMC Fumed

#### Greying effect

RMC Fumed was developed to create a greying effect for oak wood without causing harmful or irritating vapours. The product reacts to the tannic acid that is naturally present in the wood and can be applied both manually and industrially. The result varies between a light and very intense shade of grey.



**0% VOC**



**MANUAL - INDUSTRIAL**



**± 12 - 24 HOURS**



**WATER**



**BOTTLE: 100 ML - 1 L**  
**JERRYCAN: 5 L - 10 L**



### RMC Smoke

#### Smoked effect

RMC Smoke creates a smoky effect on oak wood without any hazardous or irritating vapours being released. The product reacts to the tannic acid that is naturally present in the wood and can be applied both manually and industrially. The result varies between a shade of copper and brown.



**0% VOC**



**MANUAL - INDUSTRIAL**



**± 12 - 24 HOURS**



**WATER**



**BOTTLE: 100 ML - 1 L**  
**JERRYCAN: 5 L - 10 L**

## › NON-REACTIVE PRE-COLOURING



### RMC Precolor Easy Pre-colouring

Precolour your items using RMC Precolor Easy to create unique effects and contrasts. RMC Precolor Easy is available in 14 different colours, which can also be mixed together.

These colours can also be mixed together. Use this product in combination with a finishing coat of Rubio® Monocoat oil to create unlimited creative options. RMC Precolor Easy is easy to apply and yields consistent results.



**0% VOC**



**MANUAL - POLISHING MACHINE**



**1 - 3 HOURS**



**1 litre = 15 - 20 m<sup>2</sup>**



**BOTTLE: 100 ML  
CAN: 1 L - 2,5 L - 5 L**


### Colours:



ALPACA WHITE



ANTIQUE BEIGE



CASHMERE BROWN




INTENSE BLACK



INTENSE GREY



MINT WHITE



MONSOON GREY



MYSTIC BROWN



NORDIC WHITE



PEBBLE GREY



SMOKED BROWN




URBAN GREY



VANILLA CREAM



VINTAGE BROWN







## PROTECTION

Colouring and protecting is done with RMC Oil Plus 2C or the fire-retardant RMC FR Oil System. These oils are available in 40 colours that enrich the natural look & feel of the wood. To meet the demand for a transparent finish that also offers the trusted protection of Rubio® Monocoat, the RMC Invisible Oil System has been added to the product line.

### › PROTECTING AND COLOURING IN ONE SINGLE LAYER



Rubio® Monocoat  
Oil Plus 2C is the *ideal partner*  
for all your projects!

## RMC Oil Plus 2C

The newest generation of oils!

Rubio® Monocoat Oil Plus 2C is a next-generation product that colours and protects your wood in 1 single layer. The combination of the oil (A) and the accelerator (B) ensures a quick dry, quick cure and superior protection.



**0% VOC**



**EN 71-3 - A+ - Ü -  
GISCODE Ö10/DD+  
NO FORMALDEHYDE - M1**



**MANUAL  
POLISHING MACHINE  
INDUSTRIAL**



**SET A+B  
DUO CAN: 350 ML - 1,3 L - 3,5 L**



**MANUAL: 1 litre = ± 30 - 50 m²  
INDUSTRIAL: 1 litre = ± 60 - 80 m²**



**± 24 HOURS**



**5 DAYS**



**RMC CLEANER**



**WARNING**  
SPONTANEOUS COMBUSTION

Linseed oil is a natural product and not subject to spontaneous combustion. However, oil on a cloth does entail a fire risk. **The oxidation of the oil leads to heat accumulation, that can result in spontaneous combustion. Therefore, the cloths must be soaked in water before disposal.**

### The unique characteristics:

- › Colours and protects in 1 layer.
- › 40 standard colours.
- › Enhances the natural look and feel of the wood.
- › Environmentally friendly: 0% VOC!
- › Does not contain any water or solvents.
- › Easy to maintain.
- › No overlaps or starting marks.
- › Minimal use: 30 - 50 m²/litre.
- › Can be applied to almost all wood types, furniture as well as floors.
- › Very wear-resistant.
- › Water- and heat-resistant, ideal for kitchens and bathrooms.
- › Very fast curing: 80% in 2 days.
- › A short 'dry' maintenance period:  
after 5 days, the surface can be cleaned with water and soap.

### Certificates:



## Application in 3 easy steps:

**Preparation:** Untreated wood: sand according to the rules. Vacuum clean thoroughly, remove any remaining dust with RMC Cleaner. Let the surface dry. Carefully mix and stir the 2 components.



**POLISHING MACHINE**



**MANUAL**

**Step 1:** Apply a small amount of RMC Oil Plus 2C and spread it out with a cloth, a brush or polisher with a thin beige pad.

Treat one zone of 5 - 10 m<sup>2</sup> at a time.



**Step 2:** Leave to react for a couple of minutes.



**Step 3:** Remove all excess oil with a non-fluffy cloth or polisher with a thin white pad within 15 minutes per zone. The surface should feel hand-dry after removal of the excess product.

In a well ventilated room, the surface can be used 24 - 36 hours after the application.



### RMC Scrubby Set

For applying all our oils manually.

Content:  
1 x pad holder  
5 x beige pad



## Colours:

RMC Oil Plus 2C is available in 40 different colours. The wood is coloured and protected in one single layer without compromising the natural feel and look. The colours can also be mixed.





**Your parquet from beginning  
to end with Rubio® Monocoat?  
It's possible !**

From preparation of the substrate to finishing the parquet, you don't have to think twice. With the Rubio® EasyBond and Rubio® Monocoat assortment, you can get everything done.

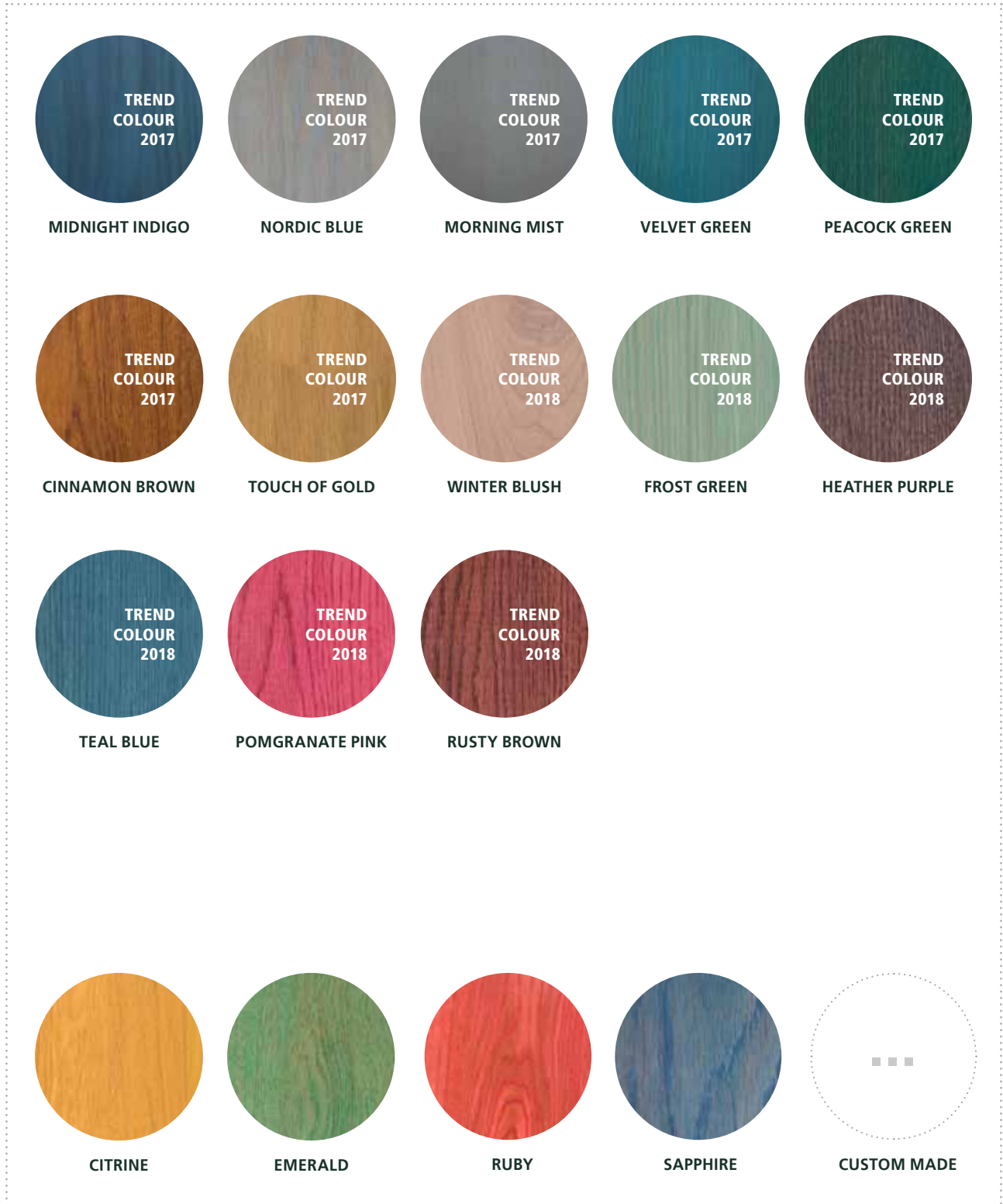
For more information about our Rubio® EasyBond assortment, go to page 68 - 81.



## RUBIO® MONOCOAT, KING OF COLOURS

Rubio® Monocoat has been the king of colours on wood since 2005. RMC Oil Plus 2C is available in 40 different colours that enhance the natural look & feel of the wood. With 14 optional pre-colours and the possibility to mix these with one another, we can safely state that the sky is the limit when it comes to choosing a colour. If necessary, we can develop a colour that is custom-made for your project. This makes Rubio® Monocoat Oil Plus 2C the ideal partner for the project market!

Here's a grasp of what's possible:



## › FIRE-RETARDANT OIL SYSTEM



### RMC FR Oil System

#### One of a kind fire-retardant oil system class Bfl-s1

The Rubio® Monocoat FR Oil System is the first flame-retardant oil system in the world that can present a Bfl-s1 certification on oak (5 mm top layer). The Rubio® Monocoat FR Oil System obtained a Cfl-s1 certificate with a 2.5 mm oak top layer.

The system combines a pre-treatment with the fire-retardant RMC FR Base and a finish with RMC FR Oil 2C.

#### What makes this fire-retardant system so unique?

##### › Oil, no film forming

The RMC FR Oil System is based on our well-known molecular binding technology. This entails that the RMC FR Oil forms a molecular bond with the wood's surface microns. This results in a durable protection without a build-up of layers.

##### › No salts

Research has shown that the content of salts can seriously limit the efficacy of flame retardant products. In contrast to many flame retardant systems, RMC FR Oil System does not contain any salts. This increases the durability of the system.

##### › Limiting the development of smoke

One of the focusses during the creation of the RMC FR Oil System was the limitation of smoke development. Statistics have proven that smoke dramatically reduces the chances of saving people caught up in a fire situation. Our system's smoke production achieved an s1 classification for smoke formation. This is a clear indication that our system is also safer in this area.

#### The unique characteristics:

- › No build-up of layers, no saturation.
- › No solvents or water, 0% VOC.
- › Optimal performance: low consumption.
- › Available in all standard interior RMC-colours.
- › Manual and industrial application.
- › Recommended partner for the project market!

Certificate Bfl-s1 tested according to the standard EN 13501-1: EN ISO 11925-2 and EN ISO 9239-1.





## RMC FR Base

Fire-retardant primer



0% VOC



± 12 HOURS



MANUAL - POLISHING MACHINE - INDUSTRIAL



RMC CLEANER



CONFORM THE NORM:  
35 g/m<sup>2</sup> ± 5 (= ca. 25 m<sup>2</sup>/L)



CAN: 1 L - 5 L



## RMC FR Oil 2C

Fire-retardant finishing oil



0% VOC



RMC CLEANER



MANUAL  
POLISHING MACHINE  
INDUSTRIAL



SET A+B:  
DUO CAN: 1,3 L - 3,5 L



CONFORM THE NORM:  
16 g/m<sup>2</sup> ± 2 (= ca. 50 m<sup>2</sup>/L)



± 24 HOURS



5 DAYS



### WARNING SPONTANEOUS COMBUSTION

Linseed oil is a natural product and not subject to spontaneous combustion. However, oil on a cloth does entail a fire risk. The oxidation of the oil leads to heat accumulation, that can result in spontaneous combustion. Therefore, the cloths must be soaked in water before disposal.



Given the specialized character of this system, each project is supervised individually. Contact our services for advice.

## › TRANSPARENT FINISH, LASTING PROTECTION



### RMC Invisible Oil System

#### Original wood colour in the spotlight!

Although we all love colour, we sometimes choose a certain type of wood because of its specific shade.

To guarantee a transparent finish and reliable protection for oak and other types of light coloured wood, we developed the RMC Invisible Oil System. It may look like the wood hasn't been treated, but this oil system gives the wood a natural look while still guaranteeing lasting protection.

The RMC Invisible Oil System combines the RMC Invisible Oil and the RMC Invisible Maintenance Oil for a wear- and stain-resistant result.

#### The unique characteristics:

- › To be applied on oak and other types of light coloured wood.
- › Environmentally friendly: 0% VOC.
- › Does not contain any water or solvents.
- › No overlaps or starting marks.

#### Application in 2 easy steps:

1. Apply RMC Invisible Oil.
2. Apply RMC Invisible Maintenance Oil.

Each product needs only one go!



## RMC Invisible Oil



**0% VOC**



**BOTTLE: 100 ML / CAN: 1 L**



**MANUAL - POLISHING MACHINE**



**1 LITRE = 50 - 60 M<sup>2</sup>**



**± 12 HOURS**



**RMC CLEANER**



**WARNING**  
SPONTANEOUS COMBUSTION

Linseed oil is a natural product and not subject to spontaneous combustion. However, oil on a cloth does entail a fire risk. **The oxidation of the oil leads to heat accumulation, that can result in spontaneous combustion. Therefore, the cloths must be soaked in water before disposal.**



## RMC Invisible Maintenance Oil



**0% VOC**



**BOTTLE: 100 ML / CAN: 0,5 L**



**MANUAL - POLISHING MACHINE**



**0,5 LITRE = 75 - 100 M<sup>2</sup>**



**± 6 - 8 HOURS**



**± 5 DAYS**



**WARNING**  
SPONTANEOUS COMBUSTION

Linseed oil is a natural product and not subject to spontaneous combustion. However, oil on a cloth does entail a fire risk. **The oxidation of the oil leads to heat accumulation, that can result in spontaneous combustion. Therefore, the cloths must be soaked in water before disposal.**



- › Never mix RMC Invisible Oil and RMC Invisible Maintenance Oil.
- › RMC Invisible Oil is not compatible with the accelerator (B) of the RMC Oil Plus 2C.
- › The RMC Invisible Oil System can only be applied to sanded surface areas. Do not apply to brushed or sandblasted surfaces.
- › The RMC Invisible Oil System is not suitable for industrial applications. Please consult our technical team for this.

BAR SUR LOUP  
LA PATISSERIE BRUYÈRE





## MAINTENANCE

Rubio® Monocoat products ensure lasting protection and maintenance of your wood. Rubio® Monocoat offers a wide range of maintenance products to keep oiled surfaces in top condition.

### › CLEANING



### RMC Soap

RMC Soap is a maintenance soap intended for the regular cleaning of oil finished, wooden surfaces. The soap thoroughly removes any dirt and grease while maintaining the matte, natural look of the wood.

RMC Soap is very concentrated and hence very economical.



**0% VOC**



**MAX. 50 À 100 ML/10 L WATER**



**MANUAL - INDUSTRIAL**



**BOTTLE: 1 L - 2 L**



### RMC Surface Care

RMC Surface Care is the handy, ready to use version of RMC Soap. RMC Surface Care is suitable for fast cleaning of small floor surfaces and local spots on wooden floors, coffee tables, counter tops,...



**0% VOC**



**MANUAL - INDUSTRIAL**



**ECOSPRAY: 750 ML**



- › Clean maximum once a week with RMC Soap or RMC Surface Care. Cleaning too often or with too much RMC Soap or RMC Surface Care may leave a thin layer on the surface, which dirt and dust may adhere to.
- › Do not leave any water on the surface, a damp-clean is sufficient. Do not walk on the floor until it is completely dry.
- › The best working method is with two buckets: one with the soap mixture and one with clean water to rinse the dirt out of the mop.

How do I clean my wooden surface for the 1st time after applying the oil?



Is permissible after a drying time of **24 to 36 hours**



Is permissible **5 days after application**

How do I continue to keep my wooden surface clean?



**May be done frequently**



**Max.** once a week

Legend:



**CLEAN DRY**  
vacuum cleaner, Swiffer,.....



**RMC SOAP or**  
**RMC SURFACE CARE**

## › STAINS

Although many stains can be removed with RMC Soap and RMC Surface Care, Rubio® Monocoat also developed a number of specific stain removers. Stubborn lime stains can be handled effectively with RMC Limespot Remover, grease stains with RMC Grease Remover and black/tannin stains with RMC Tannin Remover. If the stain has penetrated the wood too deeply, the spot can be sanded and re-oiled.



### RMC Grease Remover

- › Grease stains  
e.g. olive oil, frying oil, crisps, oil, etc.
- › Also: heel marks and floor polish



MANUAL



30 MIN.



ECOSPRAY: 500 ML



### RMC Limespot Remover

- › Lime stains and other alkaline stains,  
e.g. urine, fertilizers, rust stains, radiator water, etc.
- › Also: white rings



MANUAL



30 MIN.



ECOSPRAY: 500 ML



### RMC Tannin Remover

- › Black/tannin stains e.g. rings/stains from cans, flower pots, etc.
- › Also:
  - After water damage on parquet.
  - In case of efflorescence on exterior wood (on the bottom of gates, doors, on walls).



MANUAL



30 MIN.



ECOSPRAY: 500 ML

#### TIPS:

- › After a treatment with RMC Limespot Remover, RMC Grease Remover or RMC Tannin Remover, you may need to apply some oil in the original colour on the spot.
- › If the surface becomes too stain-sensitive, maintain with RMC Oil Plus 2C (in the original colour applied) to repair both colour and protection.





## HOW TO HANDLE STAINS?



**RMC SOAP** or  
**RMC SURFACE CARE**

⋮

If the stains have not disappeared,  
proceed to step 2.

⋮



OR



OR



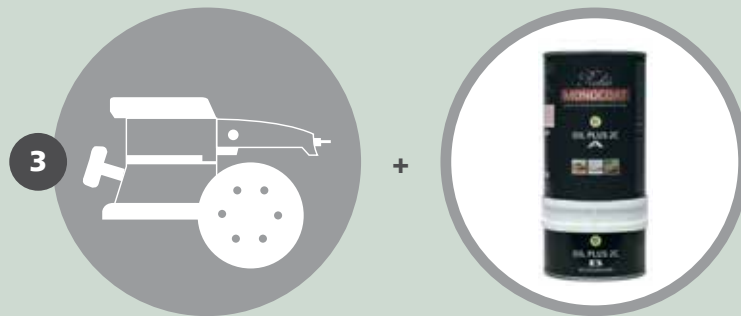
### **SPECIFIC STAIN REMOVERS**

calcareous water stains, grease stains and  
black/tannin stains

⋮

If the stains have not disappeared,  
proceed to step 3.

⋮



### **RMC OIL PLUS 2C**

Re-sand and oil locally

Legend:



RMC SOAP or  
RMC SURFACE CARE



RMC LIMESPOT  
REMOVER



RMC GREASE  
REMOVER



RMC TANNIN  
REMOVER



SPOT  
SANDING



RMC OIL  
PLUS 2C

## › REFRESH & RENOVATE



### RMC Refresh Eco

Refresh your wood in an instant ...

RMC Refresh Eco is a ready-to-use sprayable product that refreshes and restores all wooden surfaces that have been treated with oil. Depending on wear and tear, RMC Refresh Eco can be applied several times a year at certain areas. This may be necessary if the surface feels dry.



0% VOC



1 LITRE = ± 100 M<sup>2</sup>



MANUAL



ECOSPRAY: 500 ML - 1 L



± 1 HOUR

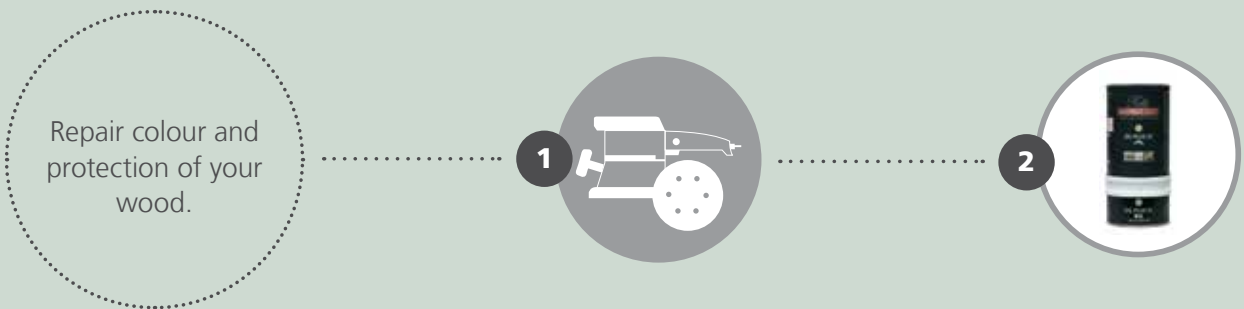



#### NOTE:

RMC Refresh Eco is not pigmented.

To restore the colour, use **RMC Oil Plus 2C** in the colour with which the surface area was treated.





Legend:



## › EXTRA



## RMC Universal Maintenance Oil

### Universal maintenance oil, a unique product

RMC Universal Maintenance Oil is a maintenance product to refresh wood that has been treated with Rubio® Monocoat Oil, as well as to upgrade surfaces finished with other oils.

RMC Universal Maintenance Oil is available in the following colours: Pure, White and Black. The colour can be selected to reflect the look of the surface which will be treated.

### What makes the RMC Universal Maintenance Oil so unique?

#### › Universal use

RMC Universal Maintenance Oil can be used to maintain all oil finished surfaces. This oil can even be used to treat varnished surfaces which are starting to form micro-cracks.

#### › Extra protection

RMC Universal Maintenance Oil will not only refresh a surface; it will also increase the surface's fluid-resistance. This makes the oil extremely suited for 'high traffic' zones which require extra protection, such as surfaces in public spaces, offices, restaurants, hotels etc.

#### › Adds shine

For people who prefer a slightly lusher finish, RMC Universal Maintenance Oil gives the treated surface a soft, satin shine.



**0% VOC**



**CAN: 0,5 L**



**MANUAL - POLISHING MACHINE**



**0,5 litre = 75 - 100 m<sup>2</sup>**



**± 6 - 8 HOURS**



**± 3 DAYS**



**WARNING**  
SPONTANEOUS COMBUSTION

Linseed oil is a natural product and not subject to spontaneous combustion. However, oil on a cloth does entail a fire risk. **The oxidation of the oil leads to heat accumulation, that can result in spontaneous combustion. Therefore, the cloths must be soaked in water before disposal.**



#### NOTE:

Maintenance with the RMC Oil Plus 2C in its original colour should be done when the treated surface starts to show too much wear and tear or if the colour needs to be repaired.



## RMC EasyCare Box & RMC Maintenance Box

A ready-to-use box with all necessary products for maintaining your furniture and floors in perfect shape for years to come? Ask us about the possibilities and we'll make it happen for you.







## PREPARATION

Exterior wood is exposed to excessive dirt and deposits. It is crucial to thoroughly clean the surface before treating it with Rubio® Monocoat oil.



### RMC Exterior Wood Cleaner

#### Efficient cleaning of exterior wood

RMC Exterior Wood Cleaner is a product for the cleaning of wooden patios, fences, exterior doors, carports,... The product removes grey discolouration, green deposits and dirt. RMC Exterior Wood Cleaner can be applied on all types of wood.



**0% VOC**



**MANUAL  
POLISHING MACHINE**



**WATER**



**1 litre = ± 15 m<sup>2</sup>**



**BOTTLE: 100 ML - 1 L  
JERRYCAN: 5 L**

New, weathered as well as treated wood must always be cleaned with RMC Exterior Wood Cleaner before an application with one of our exterior oils.

### Advantages:


#### NEW WOOD

- › Grease that by nature appears in certain types of wood is removed.
- › The pores are opened, which provides more even results.

#### WEATHERED AND TREATED WOOD

- › The treatment will degrease and restore the wood. This results in a far more equal colour, which enables better management of the end result.





## PRE-TREATMENT (OPTIONAL)

In the contemporary architecture, the outdoors becomes more important every year. With the RMC Hybrid Wood Protector (HWP), Rubio® Monocoat contributes to that trend with a decorative and durable treatment for exterior wood. And to further intensify the colouring, we recently added the RMC Sunprimer HWP to the exterior range.



### RMC Sunprimer HWP

#### For a more intense colour on vertical wood

Rubio® Monocoat Sunprimer HWP is a water-based primer which limits the effects of UV light and which can be used as an optional primer when applying a finishing coat of RMC Hybrid Wood Protector on vertical wood.

RMC Sunprimer HWP - which is always applied in the same colour as the RMC Hybrid Wood Protector - guarantees the deep penetration of colour pigments thanks to nanotechnology. This will result in an intense colour.



0% VOC



RMC CLEANER



MANUAL - POLISHING MACHINE



1 LITRE = ± 10 À 35 M<sup>2</sup>



± 24 HOURS



**BOTTLE:** 100 ML - 1 L  
**CAN:** 5 L - 20 L

#### The unique characteristics:

- › Ready for use
- › Retains the natural look of the wood
- › Provides a deep and intense colour for vertical wood
- › Provides better cover and a more uniform effect
- › 20 unique colours

#### TIPS:

- › Always clean the wood using **RMC Exterior Wood Cleaner** before applying RMC Sunprimer HWP. This will significantly increase the finish's durability.
- › Always use the same colour of RMC Sunprimer HWP and RMC Hybrid Wood Protector.

#### INDUSTRIAL APPLICATION:

- › Adding 10% RMC Accelerator - Comp. B to the RMC Hybrid Wood Protector is obligatory.



## Colours:

**TIPS:**

The pigment in the various RMC Hybrid Wood Protector colours contributes to the protection of the wood from greying. **PLEASE NOTE:** The colour PURE is not pigmented, however, which will cause the natural greying to occur faster.

# PROTECTION

## › PROTECTING AND COLOURING IN ONE SINGLE LAYER



## RMC Hybrid Wood Protector

RMC Hybrid Wood Protector is a genuine 'monocoat', suitable for colouring and protecting all exterior wood in 1 single layer. The easy application and maintenance make this oil an exceptionally user-friendly product.



0% VOC



RMC CLEANER



MANUAL  
POLISHING MACHINE  
INDUSTRIAL



EN 71-3 / A+ / Ü / GISCODE  
Ö10 / DD+ / NO FORMALDE-  
HYDE



EXTERIOR: 1 litre = ± 30 m<sup>2</sup>  
INTERIOR: 1 litre = ± 50 m<sup>2</sup>



BOTTLE: 20 ML - 100 ML - 0,5 L  
CAN: 1 L - 2,5 L



± 24 HOURS



± 24 - 36 HOURS



7 DAYS



**WARNING**  
SPONTANEOUS COMBUSTION

Linseed oil is a natural product and not subject to spontaneous combustion. However, oil on a cloth does entail a fire risk. The oxidation of the oil leads to heat accumulation, that can result in spontaneous combustion. Therefore, the cloths must be soaked in water before disposal.

## The unique characteristics:

- › Based on RMC technology using integrated UV stabilizer.
- › Easy to apply: no overlaps, fast-drying.
- › Economical: 1-layer application, minimum consumption.
- › Eco-friendly: no solvents, water or Volatile Organic Compounds (VOCs).
- › Universal: suitable for almost all types of wood, inside and outside.
- › Aesthetic: 12 contemporary wood colours and 8 trendy pop colours!

## Certificates:



## Application in 3 easy steps:

### Preparation:

- Wet the wood.
- Clean the surface with a medium hard nylon brush and RMC Exterior Wood Cleaner.
- Rinse thoroughly until all foam has disappeared.

NB: This cleaning process must be carried out on old and new wood.



**STEP 1**



**STEP 2**



**STEP 3**

**Step 1:** Apply the oil.

**Step 2:** Allow to react.

**Step 3:** Remove any excessive oil.



### INSIDE AND OUT!

RMC Hybrid Wood Protector can also be used indoors to treat surfaces like parquet floors, wooden bathroom furnishings and kitchen worktops. These items are often used intensively which is why it is obligatory to add 10% of RMC Accelerator to the oil.

### INDUSTRIAL APPLICATION

Adding 10% RMC Accelerator - Comp. B to the RMC Hybrid Wood Protector is obligatory.

RMC Hybrid Wood Protector is available in 12 traditional colours and 8 trendy POP colours. The colours can also be mixed.

### Traditional colours:



### Trendy POP colours:



#### TIPS:

The pigment in the various RMC Hybrid Wood Protector colours contributes to the protection of the wood from greying. **PLEASE NOTE:** The colour PURE is not pigmented, however, which will cause the natural greying to occur faster.



**Do you want an aged look  
for your vertical exterior  
wood? It's possible !**

Rubio® Monocoat developed "Rubio® WoodCream", a revolutionary cream that provides an instant aged look for your wood while making it water repellent at the same time.

More information on the next page.

## RUBIO® WOODCREAM

For finishing exterior walls, garden sheds and gates, wood is being used more and more, often combined with other materials. The wood can be protected in various ways, depending on the desired result. Rubio® Monocoat has had the RMC Hybrid Wood Protector in its assortment with great success for years. It is a high-quality oil that protects and colours the exterior wood in one coat. It is available in 20 colours.

But wood is also beautiful when it naturally ages. **The Rubio® lab has developed Rubio® WoodCream for all fans of an aged wood look; a revolutionary cream that provides an instant aged look for your wood while making it water repellent at the same time.**



**Rubio® WoodCream,**  
*provides an instant aged look  
for your vertical exterior wood  
with maximum protection !*

### Rubio® WoodCream

Rubio® WoodCream is a water-based cream, which makes wood water repellent after treatment. This results in a long-lasting pearl effect.

Due to the cream structure, it is easy to apply, especially on vertical wood. Rubio® WoodCream is available in 7 shades of grey, which gives the wood an aged look. A transparent version is also available, which allows the wood to age naturally, but protects it and makes it water-repellent. This transparent version will also protect already aged wood.

Depending on the chosen colour, wood type and orientation of the vertical wood, the chosen colour will last between 2 and 5 years. After that, the natural grey shades will gradually take over. After about 2 years, the pearl effect will gradually diminish.



**0% VOC**



**WATER**



**MANUAL**



**± 15 m²/L**



**± 12 HOURS**




**CAN:**  
100 ML - 1 L - 2,5 L - 5 L - 20 L

### The unique characteristics:

- › **Water resistant result** with long-lasting pearl effect.
- › **Self-cleaning**
- › **Cream structure** for optimum convenience.
- › Choose from 7 colours for an aged look and one transparent colour to protect already aged exterior walls.
- › 100% ecological, 0% hazardous substances (VOC).
- › Not film-forming, does not flake off.
- › Excellent for soft wood types.





**WATER REPELLENT CHARACTER FOR LONG-LASTING PROTECTION**

Rubio® WoodCream is a water-based cream, which makes wood water repellent after treatment. This results in a long-lasting pearl effect. Just like on a duck, after a rainfall the water does not penetrate into the wood, but simply slides off. This pearl effect increases the durability of the wood and also considerably slows down the growth of algae and moss. Because Rubio® WoodCream penetrates deeply into the wood and yet is vapour permeable it increases the insulation value of the wood.



**SELF-CLEANING FUNCTION**

This pearl effect also has a self-cleaning function. Raindrops slide off the wood immediately and on their way down, take with them whatever dust is on it. It will therefore take much longer for the vertical wood to look dirty.



**CREAM STRUCTURE**




Impregnating agents are usually available in liquid form, with a chance of spilling during application, especially on vertical surfaces. Drops will soon land on the underlying wood, on the ground, or on the user's clothing. Rubio® WoodCream is a cream and is very easy to apply on vertical surfaces; especially when you have to work above your head.



**water-absorbing character**  
Not treated with Rubio® WoodCream



**water-repellent character**  
Treated with Rubio® WoodCream

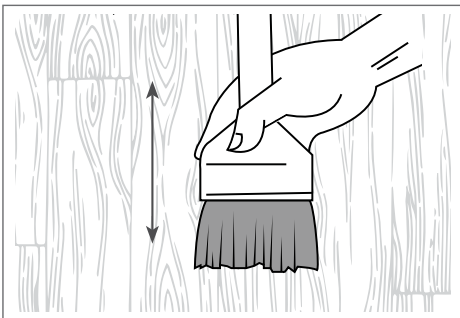
-  wooden facade, wooden gate, ...
-  raindrop
-  water impact

## Application in 3 easy steps:

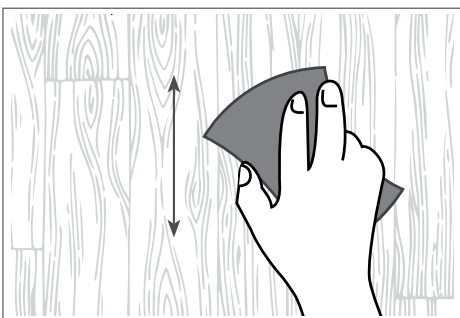
**Preparation:** Thanks to the cream structure, Rubio® WoodCream is very easy to apply. No drops will be spilling from the brush onto the user and floor. Rubio® WoodCream can be applied in 3 easy steps, as described below.



**Step 1:** Ensure that vertical wood is dry and clean. In case of extremely soiled and oily wood or mildew stains, we recommend to clean the wood with RMC Exterior Wood Cleaner. The wood must be thoroughly rinsed with water after the use of RMC Exterior Wood Cleaner before application of the Rubio® WoodCream. Consult the accompanying technical data sheet before use.



**Step 2:** Stir Rubio® WoodCream well before applying it (undiluted) to the vertical surface with a brush in the direction of the wood grain.



**Step 3:** Immediately rub the product in the direction of the wood grain with a sponge/cloth. Do not let residue dry. Do not apply the product too thickly. Only what the wood can absorb is what is needed for effective protection.

## Tools:



**RMC Brush**  
standard 100



**RMC Sponge**  
standard



**RMC Cloths**  
cotton - set 1kg



**RMC Cloths**  
woven - set 10kg

Colours on Pine:



TRANSPARENT #0



AGED #1




AGED #2



AGED #3




AGED #4



AGED #5




AGED #6




AGED #7

Colours on Thermowood:




TRANSPARENT #0




AGED #1



AGED #2




AGED #3



AGED #4



AGED #5



AGED #6



AGED #7








# MAINTENANCE

## › CLEANING



### RMC Exterior Soap

RMC Exterior Soap is a soap with a cleaning and nourishing action. This product is used for the interim cleaning of external wooden surfaces which have been treated with a product from the Rubio® Monocoat exterior assortment.



0% VOC



± 30 MIN



MANUAL



WATER



1 litre / 3 litre



BOTTLE: 1 L  
JERRYCAN: 5 L



### RMC Exterior Soap Ecospray

RMC Exterior Soap Ecospray is the handy, ready-to-use version of RMC Exterior Soap. This spray is suitable for cleaning smaller surfaces and can be refilled with RMC Exterior Soap.



0% VOC



ECOSPRAY: 500 ML

How do I keep  
my exterior wood  
clean?



Legend:

---



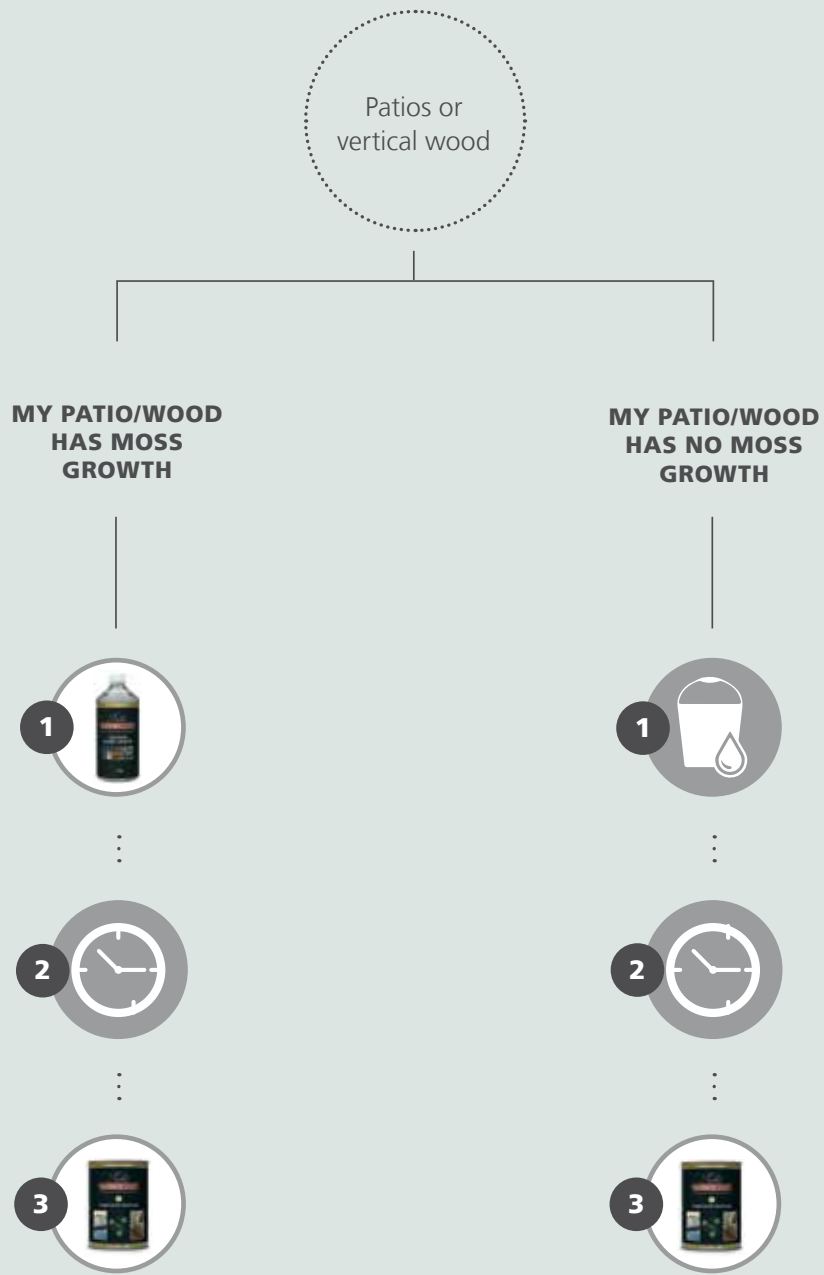
RMC EXTERIOR SOAP or  
RMC EXTERIOR SOAP ECOSPRAY

## › REFRESH & RENOVATE

Refreshing the colour and protection of wood treated with RMC Hybrid Wood Protector is done with the same product, in the same colour you originally selected. You don't need to sand before applying it. Clean the surface you wish to freshen up using either water or - in the event of moss growth - RMC Exterior Wood Cleaner.

The frequency of maintenance of vertical wood can differ from project to project. Depending on the wood type, the colour of the oil and the location, maintenance will be required sooner for some than for others. Patios should have maintenance every year.





**WHEN?**

**Patios:**  
- annually

**Vertical wood:**  
- 1st maintenance: generally after 1 year  
- further maintenance: every 3 to 5 years

Legend:

 RMC EXTERIOR WOOD CLEANER
  ALLOW TO DRY
  RMC HYBRID WOOD PROTECTOR
  CLEAN WET with water



# INDUSTRY

PRE-TREATMENT	60
PROTECTION	61
RMC Oil UV R2	61
RMC Oil UV Topcoat R2	61
RMC LED Oil	62
MACHINES	64

## PRE-TREATMENT (OPTIONAL)

For the realisation of personalised projects on industrial finishing lines, Rubio® Monocoat has developed the industrial pre-colouring RMC Nano Industrial. As Rubio® Monocoat oil is always used for the finish, the molecular bonding with the wood remains guaranteed.

### › INDUSTRIAL PRE-COLOURING



Rubio® Monocoat Nano Industrial, *industrial pre-colouring based on nanotechnology!*

## RMC Nano Industrial Pre-colouring

RMC Nano Industrial is a product for the creative pre-colouring of wood with an industrial line. The product does not react with the tannic acid in the wood and camouflages the sapwood.



0% VOC



± 30 SEC - 10 MIN



INDUSTRIAL



WATER



± 5 - 20 g/m²



**BOTTLE:** 100 ML - 1 L  
**CAN:** 5 L - 20 L

### The unique characteristics:

- › Fast-drying: very suitable for industrial applications.
- › User-friendly: releases no toxic or irritating vapours.
- › Available in 9 different shades:

Smoke: smoked effect.

Fumed: weathered effect.

Colours: contrasting or complementary colour effects.

These colours can be inter-mixed.

- › The shades can be made lighter by using RMC Nano Industrial Dilution Medium.
- › We can assist you with custom made colours.

### Colours:



WHITE



FUMED LIGHT



NATURAL OAK




BROWN TEAK



CAMEL




BLACK



FUMED INTENSE



SMOKE



WHITE 01

## PROTECTION

You can colour and protect industrially with RMC Oil UV R2, a UV-catalysed finishing oil based on our familiar technology. An extra protection layer of RMC Oil UV Topcoat R2 guarantees a resistant and durable result.

### › INDUSTRIAL FINISHES



## RMC Oil UV R2

### UV-catalysed finishing oil

RMC Oil UV R2 is a UV-catalysed finishing oil, based on our signature technology of molecular binding, for finishing wood with an industrial line.



**0% VOC**



**INDUSTRIAL**



**12 - 16 g/m<sup>2</sup>**



**IMMEDIATELY AFTER  
UV-DRYING**



**RMC CLEANER**



**CAN: 1 KG - 5 KG**



**WARNING**  
SPONTANEOUS COMBUSTION

Linseed oil is a natural product and not subject to spontaneous combustion. However, oil on a cloth does entail a fire risk. **The oxidation of the oil leads to heat accumulation, that can result in spontaneous combustion. Therefore, the cloths must be soaked in water before disposal.**

### The unique characteristics:

- › Colours & protects wood in a single layer.
- › Minimal consumption: 12 to 16 gr/m<sup>2</sup>.
- › 0% VOC!
- › Available in all standard interior colours.
- › Controls moisture.
- › Non-water based.
- › Low energy consumption as a result of efficient action in a single layer.
- › Can be reconditioned with RMC Oil Plus 2C.
- › Long-lasting protection!



## RMC Oil UV Topcoat R2

### Extra protective layer

RMC Oil UV Topcoat R2 is applied as an extra protective layer over the RMC Oil UV R2. It intensifies the colour of the RMC Oil UV R2 and when brushed prior to drying, increases the sheen.



**0% VOC**



**INDUSTRIAL**



**4 - 7 g/m<sup>2</sup>**



**IMMEDIATELY AFTER  
UV-DRYING**



**RMC CLEANER**



**CAN: 1 KG - 5 KG**



**WARNING**  
SPONTANEOUS COMBUSTION

Linseed oil is a natural product and not subject to spontaneous combustion. However, oil on a cloth does entail a fire risk. **The oxidation of the oil leads to heat accumulation, that can result in spontaneous combustion. Therefore, the cloths must be soaked in water before disposal.**

### The unique characteristics:

- › Excellent yield: 4 - 7 g/m<sup>2</sup>.
- › Low energy consumption.
- › Retains the natural look of the wood.
- › Non water-based.
- › Eco-friendly, based on vegetable oils.
- › Can be washed off your hands with soap and water.
- › Complies with the VOC EU 2010 Directive.

## RUBIO® LED-CURING SOLUTIONS

At Rubio® Monocoat we like to set trends and we dare to stick our necks out for things we believe in. When we launched our first oil in 2005, we resolutely decided to develop a product that is safe for the user and his environment. RMC Oil contains no (0%!) VOC or water and is based on vegetable oil. The introduction of LED technology in our range therefore fits in perfectly with environmentally conscious business practices, which is very important to us.



Rubio® Monocoat LED Oil,  
*based on our signature technology  
of molecular binding !*

### RMC LED Oil

LED's cure it in one layer

Rubio® LED Oil is a high-quality hardwax oil, which, just like every RMC Oil, is based on our signature technology of molecular binding. The combination of durability, wear resistance and ease of maintenance, makes RMC LED Oil a perfect partner for the project market.

When the RMC LED Oil comes into contact with LED light, the oil will cure instantly and the floor can be immediately walked on. Such a time-saver will sound like music to the ears for project developers, who always face time constraints.



0% VOC



MANUAL / ON-SITE  
INDUSTRIAL



± 15 - 18 g/m<sup>2</sup>  
depending on the preparation



INSTANT CURING WITH  
LED LIGHT



INSTANTLY WATER  
RESISTANT AFTER  
6 HOURS



RMC CLEANER



CAN: 100 GR - 1 KG - 5 KG

### The unique characteristics:

- › apply in just 1 coat
- › 0% VOC
- › natural look and feel like with RMC oxidative finishing
- › lasting protection and colouring of the wood
- › easy to maintain with RMC product range
- › easy to use, no overlaps possible
- › can be used on almost all wood types
- › 40 unique, intense colours

### Colours:

RMC LED Oil is available in **40 different colours**. The wood is coloured and protected in one single layer without compromising the natural feel and look. The colours can also be mixed.

These 40 colours are the same as in our RMC Oil Plus 2C range.

\* The colour **Silver Grey** is only available  
as set (A + B Comp.) of 1 kg or 5 kg.



### SMALL ECOLOGICAL FOOTPRINT

LED lights clearly have a much smaller ecological footprint than UV lights. They contain **no mercury**, emit **no unpleasant odour**, and there is **no ozone emission**. The latter saves industrial users a lot of money, because **no exhaust** has to be installed on their finishing machines. In addition, LED does not require special chemical waste processing, in contrast to mercury bulbs and they are **largely recyclable**.

### ENERGY-EFFICIENT

LED lights have an extremely **long service life** of up to 20,000 hours, compared to 700 – 1,000 hours for UV lights. They require hardly any maintenance and consume up to 80% less energy than the traditional mercury lightbulbs.



When using traditional (UV) lightbulbs the warming up and cooling off times of the lights need to be taken into account. Continually switching them on and off can also greatly affect the aging process of the lightbulbs. LED lights, on the other hand, work immediately after starting and therefore also cure the wood instantly. Quick switching on and off of the lightbulbs also does not affect their lifespan, so that work can be done quickly and efficiently.

LED lights can simply be connected to the electricity network. Expensive investments in a high voltage cabin are not required.



### WOOD CAN BE WALKED ON IMMEDIATELY

After the wood has been treated with RMC LED Oil it can be **cured instantly** with **LED light**. This can be applied both industrially and on-site. **The wood can be walked on or packaged immediately after treatment**, resulting in enormous time savings. The RMC LED technology is therefore the best partner for the project market, where time is always a challenge.



### SHOCK-RESISTANT

LED lights are very **shock-resistant**. They also tolerate cold and vibrations much better than other lights. Particularly for on-site applications, this is a great advantage.



### OPTIMUM YIELD

Investing in LED as technology for colouring and protecting wood is certainly very cost-effective. The cost of the purchase of LED curing equipment (industrial / on-site) is negligible compared to the savings that LED technology brings with it. In addition to a significantly **longer service life** of the LED lights, and remarkable **savings in energy**, LED technology particularly has **great time savings** as an advantage. Because the finished wood is cured instantly after contact with LED light, there are no curing times that need to be respected and the project can be delivered immediately after curing!



### IMPORTANT:


- › It is very important to not expose the RMC LED Oil to direct daylight. When the LED Oil comes in contact with daylight, the oil will dry and can no longer be processed as a result. Windows should be blinded during the application.
- › In addition to the RMC LED Oil, Rubio® Monocoat also offers the machines that can be used to cure the oil instantly. See page 66-67 for more information.

# MACHINES

## › INDUSTRIAL LINE



*Rubio® Monocoater,  
your ideal partner for  
the industrial finishing of wood !*



## Rubio® Monocoater

Rubio® Monocoater is an all-in-one compact industrial finishing line. In combination with the versatile Rubio® Monocoat range, it provides an effective way to produce creative and individualized finishes. Based on the experience we built up the last years, we lately have been finetuning our finishing line. Thanks to a new shutter system and the parallel adjustment of the oil thickness, the Rubio® Monocoater makes the industrial finishing of wooden floors even more easy and accurate!

### The unique characteristics:

- › 1 frame of ca 5,2 m long & ca 1,12 m wide on a central support, on which 4 units are mounted.
- › 3 separate conveyor belts.
- › Head display with fully electrical controls and digital speed readings, centrally located on the equipment, ensuring good visibility of all 4 units.
- › Separate fully electrical height control for each unit.
- › Delivered in "plug & play" condition – connect in one 5-pole plug, and the equipment is ready to use.
- › Connection by a round, red 32 A plug with 3 phases, one zero-phase, and earth wire (400 Volt + 0).
- › Feed through height: min/max 5-100 mm.
- › Feed through speed: 5 - 18 m/min.
- › Working height: 900 mm (± 25 mm).
- › CE certified.

+

- › Only one hand wheel to manage all critical adjustments of the dosing roller.
- › New spring-loaded shutter system on both sides of the application roller, no leakage possible!

### Models:

- › 420M / 420E
  - Conveyor belt: 420 mm
  - Working width: 400 mm
- › 700M / 700E
  - Conveyor belt: 700 mm
  - Working width: 680 mm



## › INDUSTRIAL LINE WITH SPRAY UNIT



Rubio® Monocoater Spray,  
*ideally suited for colouring  
profiled exterior wood!*

## Rubio® Monocoater Spray

Rubio® Monocoater is the perfect machine for treating parquet floors (RMC Nano Industrial, RMC Precolor Easy, RMC Oil Plus 2C and RMC Oil UV R2). Rubio® Monocoater Spray was developed to colour and protect ribbed, exterior wood. The Rubio® Monocoater Spray is equipped with 2 automatic spray guns to machine finish wood parts with the help of Rubio® Monocoat Hybrid Wood Protector.

### The unique characteristics:

- › 1 frame of ca 4,5 m long and ca 1,2 m wide on a central support, on which 4 units are mounted.
- › 2 separate conveyor belts & 2 stainless steel conveyor rollers in the spray unit.
- › Spray unit with 2 automatic spray guns.
- › Available in 2 versions: suction pump with low-pressure application 1K one comp. or 2K two components.
- › Electrical speed control of each unit, with speed indication.
- › Electrical height control of units 1, 3 and 4.
- › Controls are centrally located on the equipment, for an efficient operation of all 4 units.
- › Delivered in "plug & play" condition: connect in one 5-pole plug, and the equipment is ready to use.
- › Feed through height: min/max 5 - 45 mm.
- › Feed through speed: invariable: 50 m/min.
- › Working height: 900 mm (± 25 mm).
- › CE certified.

### Models:


- › 320E
  - Conveyor belt: 320 mm
  - Working width: 300 mm



Our experts will guide your through the installation and setup. You can also count on their expertise for an optimal tuning of the machine in combination with the oils of the Rubio® Monocoat range.

## › INDUSTRIAL LED-CURING UNIT

An optional LED-curing unit can be installed on an existing industrial finishing line very quickly and easily, without requiring a big investment. Because there is no ozone emission, no exhaust is required.



**LED-CURING INDUSTRY UNIT  
INSTALLED ON THE RUBIO® MONOCOATER**

## › ON-SITE LED-CURING SOLUTIONS

For the demanding parquet installer who wants to be up-to-date, we offer the following machines: one professional machine for curing floors and two hand-held dryers for furniture, skirting boards and hard to reach areas. The investment cost for these machines is minimal, especially if you consider all the savings in time and money.



**LED-CURING HAND UNIT**



**LED-CURING ON-SITE UNIT**



**LED-CURING HAND UNIT MONOLED**



**The future starts now with  
the LED Oil solutions from  
Rubio® Monocoat !**

Rubio® Monocoat developed: "Rubio® Monocoat LED Oil", a high-quality hardwax oil, which, just like every RMC Oil, is based on our signature technology of molecular binding.

For more information: Page 62 - 63.





## RUBIO® EASYBOND RANGE

The range of Rubio® Monocoat products was recently expanded with Rubio® EasyBond, a new generation of **single-component** parquet adhesive which is based on silane-polymer technology. The parquet adhesive can be **used universally** with **nearly all types of wood** in virtually every situation. It does **not contain plasticisers and is hard-elastic**. These two characteristics have resulted in a durable product which meets nearly all recognised standards and tests. Since we are convinced that a perfect preparation of your surface is a must when installing parquet, we also offer a full range of primers and levelling compounds as part of the Rubio® EasyBond range.





## PRE-TREATMENT (OPTIONAL)

Rubio® Monocoat makes it easy for the user through the development of one parquet adhesive for all wood types. We also offer a range of products for preparing the substrates.

### › RUBIO® PRIMERS AND MOISTURE BARRIERS

The quality of the screed is crucial for the adhesion or the levellers. When you choose Rubio® EasyBond parquet adhesive, you need not prime in the case of a healthy, strong, porous or non-porous substrate. Rubio® Monocoat has a range of primers offering a solution for each substrate.



### Rubio® EasyPrimer Aqua

Binding additive and fixative

Rubio® EasyPrimer Aqua is a high-quality, water-based primer used as a bonding additive and fixative on porous and non-porous substrates. This primer can also be used on difficult and smooth substrates such as ceramic tiles (first rough this up with a diamond wheel) to improve adhesion with Rubio® EasyFlow, Rubio® EasyFlow-F self-levelling compound or Rubio® EasyBond parquet adhesive.



0% VOC



WATER



MANUAL



± 100 - 200 g/m<sup>2</sup>



± 2 - 4 HOURS



JERRYCAN: 5 L

### The unique characteristics:

- › Water-based
- › Almost odourless
- › Minimum foam formation
- › Ready to use
- › Easy to work with by its colour (yellow)

#### WHEN SHOULD YOU DEFINITELY PRIME?

- › Securing the substrate and the substance.
- › Before applying a self-levelling compound layer on any substrate.
- › On smooth, non-porous substrates such as e.g. ceramic tiles.
- › A primer is always required on anhydrite screeds using our Rubio® EasyPrimer 2C Epoxy.
- › In the case of underfloor heating, use Rubio® EasyPrimer 2C Epoxy.
- › Always apply two layers of Rubio® EasyPrimer 2C Epoxy as a moisture barrier, for substrates with a residual moisture content up to a maximum of 8%.







## Rubio® EasyPrimer 2C Epoxy

### Water based two-component epoxy primer

Rubio® EasyPrimer 2C – Epoxy is a high-quality water-based two-component epoxy primer. This primer is almost odourless and contains no VOC. In one layer, the primer can be used as a screed hardener for poor quality substrates. From the second layer, it functions as a moisture barrier. Rubio® EasyPrimer Epoxy is compulsory when used on screeds with underfloor heating as well as granulating and anhydrite screeds and when renovating existing floors with old residual adhesive.



**0% VOC**



**WATER**



**MANUAL**



**± 150 - 250 g/m<sup>2</sup>**



**± 2 - 4 HOURS**



**JERRYCAN: SET 2 x 2,5 L**

### The unique characteristics:

- › Suitable for underfloor heating
- › Almost odourless
- › Low viscosity
- › Simple 1:1 mixture
- › Fast drying

#### TOOLS:



##### **Primer roller, green**

Suitable for rough substrates and flat absorbent substrates.



##### **Primer roller, white**

Suitable for flat absorbent substrates and tiled floors.



Frame for roller



Extension pole for frame

## › SELF-LEVELLING COMPOUND

Rubio® EasyFlow self-levelling compound is for universal use and ideal as preparation for placing parquet and with other hard and soft floor coverings. This can, after priming, be used on all absorbent (mineral) substrates such as cement-bound and anhydrite screeds but also on non-absorbent substrates such as ceramic tiles. This are available in two versions: Rubio® EasyFlow and Rubio® EasyFlow-F

Rubio® EasyFlow self-levelling compound distinguishes itself by being easy to mix without raising any dust. They also need less water than traditional self-levelling compounds so they dry out quicker. The EasyFlow self-levelling compound remains completely homogeneous right up to the end.



## Rubio® EasyFlow

Levelling in a layer from 3 to 15 mm.

Rubio® EasyFlow is a self-levelling cement-bound levelling material of high-quality aluminium cement, aggregates, additional binders and chemical additives. It is a premixed dry powder developed for use as a thin levelling floor.



0% VOC



WATER



MANUAL



± 1,75 kg per mm thickness/m<sup>2</sup>



± 1 - 2 HOURS



PAPER BAG: 25 KG

### The unique characteristics:

- › Can be used universally on all types of substrate on condition that the necessary preparations are made.
- › Easy to mix without producing dust.
- › Fast hardening and drying.
- › Can be walked on after 1 to 2 hours (+20 °C).
- › Ecologically responsible – 0% VOC.
- › Self-levelling and high flow.
- › Ready to use.
- › Low shrinkage.
- › Water addition: 19% (4,75L / bag of 25kg).



## Rubio® EasyFlow-F (fibre-reinforced)

### Levelling in a layer to 30 mm & with underfloor heating

Rubio® EasyFlow-F is a self-levelling and fibre-reinforced cement-bound levelling material of high-quality aluminium cement, aggregates, additional binders and chemical additives. It is a premixed dry powder developed for flooring and is also suitable for underfloor heating.



**0% VOC**



**WATER**



**MANUAL**



**± 1,75 kg per mm thickness/m<sup>2</sup>**



**± 1 - 2 HOURS**



**PAPER BAG: 25 KG**

### The unique characteristics:

- › Can be used universally on all types of substrate on condition that the necessary preparations are made.
- › Easy to mix without producing dust.
- › Fast hardening and drying.
- › Can be walked on after 1 to 2 hours (+20 °C).
- › Ecologically responsible – 0% VOC.
- › Self-levelling and high flow.
- › Ready to use.
- › Low shrinkage.
- › Water addition: 18% (4,50L / bag of 25kg).

#### TOOLS:



Stainless steel spatula



Teeth profile



Stainless steel  
Rapid spatula



De-aerating roller



Nail shoes

# RUBIO® EASYBOND PARQUET ADHESIVE

Rubio® Monocoat is proudly introducing the newest member of its family, Rubio® EasyBond. Rubio® EasyBond is a new generation of single component parquet adhesive based on silane-polymer technology and **without plasticisers**.



**Rubio® EasyBond,**  
*the most universal parquet  
adhesive on the market !*

## Rubio® EasyBond

Rubio® EasyBond is a new-generation **one-component** parquet adhesive that can be used universally in all circumstances and on all possible types of wood. Besides its universal character, the adhesive is unique in its kind, in part because it does **not contain any softening agents, water or solvents** and it is **hard-elastic**. You can also rest assured in the long term: Rubio® EasyBond parquet adhesive is extremely durable and guarantees a long-term bond. Our parquet adhesive complies with the latest ISO 17178 standard.



**0% VOC**



**RMC CLEANER**



**MANUAL**



**± 800 - 1300 g/m<sup>2</sup>**



**± 12 HOURS**



**BUCKET: 16 KG  
CARTRIDGE: 290 ML**

## Where does make Rubio® EasyBond a difference?

- › universal use for all wood types and all situations
- › durable, tough and elastic adhesive without softening agents
- › high-quality alternative for two-component PU adhesive
- › lasting sound insulation
- › ecologically responsible – 0% VOC
- › high resistance and hiding power
- › superior adhesion
- › no risk of damage to the surface finish
- › fast and durable hardening
- › fulfils almost all recognized norms and tests

## Tools:




### Spreader B7

Suitable for Mosaic parquet and tapis floors



### Spreader B15

Suitable for unfinished or pre-processed multi-layer parquet or 15 mm strips of solid parquet



### Spreader B16

Suitable for 22 mm strips of solid parquet, 23 mm end grain parquet or solid or composite planks, large format



### UNIVERSAL USE

The adhesive is suitable for almost all wood types and all substrates. Including solid and engineered parquet as well as sub-parquet, end-grain wood, cork and other challenging wood types. This new generation of adhesive takes the best from everything thus combining important properties such as strength and elasticity in the same adhesive, and **complies with the "new" standard ISO 17178.**



### SUPERIOR ADHESION

Rubio® EasyBond was subjected to all possible tests both in the laboratory and on actual sites. We therefore venture to say with certainty and the necessary pride that Rubio® EasyBond offers superior adhesion thanks to its high polymer content. In normal circumstances, it is therefore also not necessary to first apply a primer to a healthy substrate. Consult the technical data sheet for more details.



### DURABLE, TOUGH & ELASTIC ADHESION WITHOUT SOFTENING AGENTS

Your customer wants a nice floor that will stand the test of time and so will not start to warp or form seams. This is precisely why we chose an adhesive with no softening agents and that is tough and elastic, two qualities that make for a durable parquet adhesive.

For more information: go to page 78-79



### NO RISK OF DAMAGE TO THE SURFACE FINISH

Rubio® EasyBond contains no softening agents meaning there is no migration and the adhesive's composition does not change. This is why you don't need to worry about damage to the surface finish afterwards as the adhesive simply contains nothing that can migrate to the wood.



### ECOLOGICALLY RESPONSIBLE

Rubio® EasyBond parquet adhesive is solvent free and so is not hazardous to the environment. The adhesive also contains no isocyanates so the danger of skin allergies is minimal. Adhesive residue can simply be removed from the bucket after hardening whereby the empty bucket can be perfectly recycled.



### HIGH-QUALITY ALTERNATIVE FOR TWO-COMPONENT PU ADHESIVE

A parquet adhesive whereby quality is the top priority often calls for a two-component polyurethane adhesive due to the fast hardening, very good adhesion and its tough and elastic character. Rubio® EasyBond is the perfect alternative: it offers the same advantages without the inconveniences of a 2-component PU adhesive. It consists of one component, there are no odours, left-over adhesive is easy to remove from the floor and there are no black hands or isocyanates in the adhesive so no allergic reactions of the skin.



### HIGH RESISTANCE AND HIDING POWER

The right choice of rheological additives makes for a high level of resistance. This will allow the adhesive to move through so the grains and the adhesive strips remain nicely upright resulting in a nice even surface for the parquet in combination with easy hideability.



### FAST AND DURABLE HARDENING

The parquet can be polished after 12 hours, saving a great deal of time compared to other adhesives. Because there are no softening agents in the adhesive, these cannot migrate and we can guarantee durable adhesion.




### LASTING SOUND INSULATION

Complies with the following norm: 12kB-DIN EN150 717-2



### FULFILLS ALMOST ALL RECOGNIZED NORMS AND TESTS

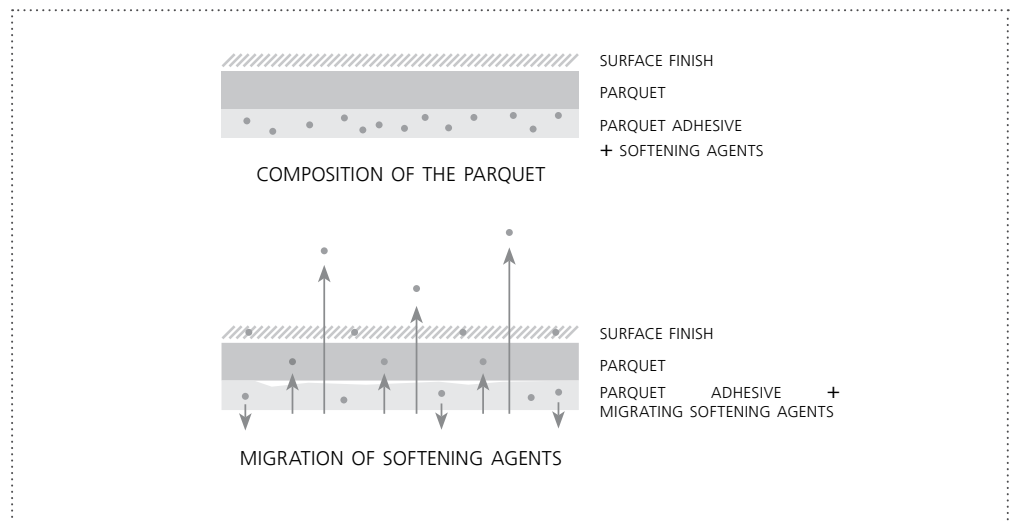




### No softening agents = no premature ageing.

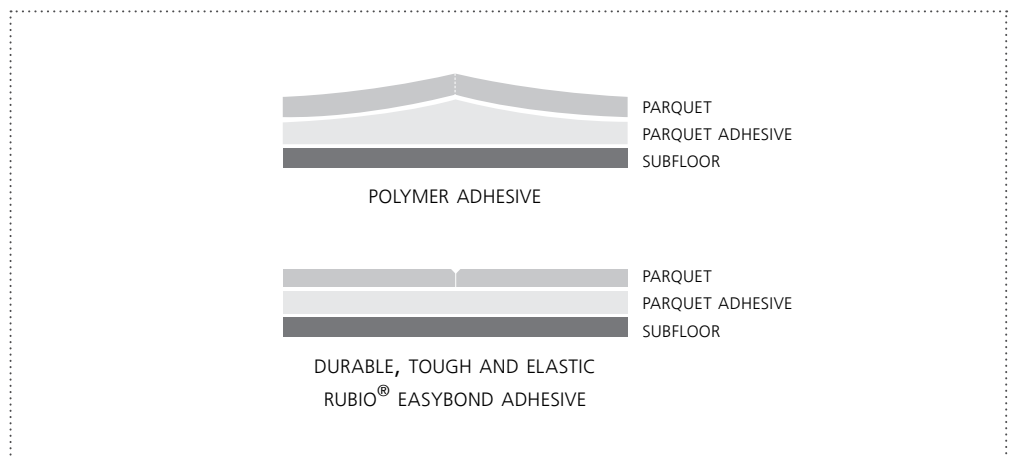
Softening agents are oily liquids that are added to synthetics in order to make these more flexible. This can be compared with adding water to clay whereby the clay becomes suppler. Softening agents make adhesive very elastic and cheap. The adhesive loses its elasticity over time due to the migration of the softening agents. This process is accelerated in the case of underfloor heating.

Rubio® EasyBond parquet adhesive contains no softening agents but has a high polymer content making the adhesive harder but also more durable with a greater adhesive capacity. The fact that Rubio® EasyBond contains no softening agents means there is no migration, the adhesive's composition does not change so there is no risk of premature ageing. This makes the parquet adhesive extremely suitable for underfloor heating.



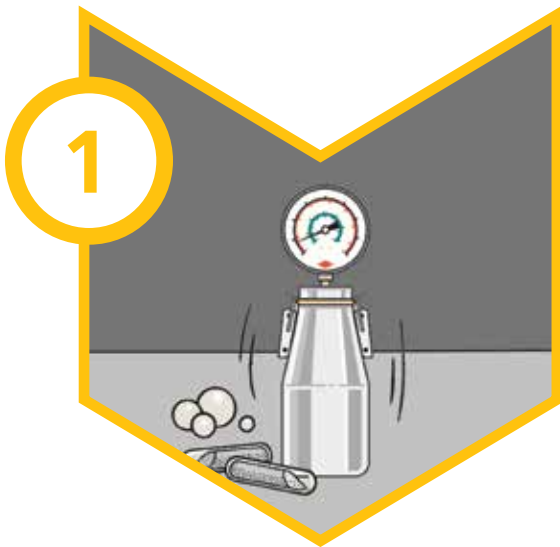
### Everything remains in its place.

An adhesive that is too elastic will give the wood too much flexibility and an adhesive that is too stiff will break. The tough and elastic composition of Rubio® EasyBond gives wood just enough flexibility but not so much that the wood starts to become distorted or cupped. This type of adhesive is also easy to sand and can also be used as a filler.





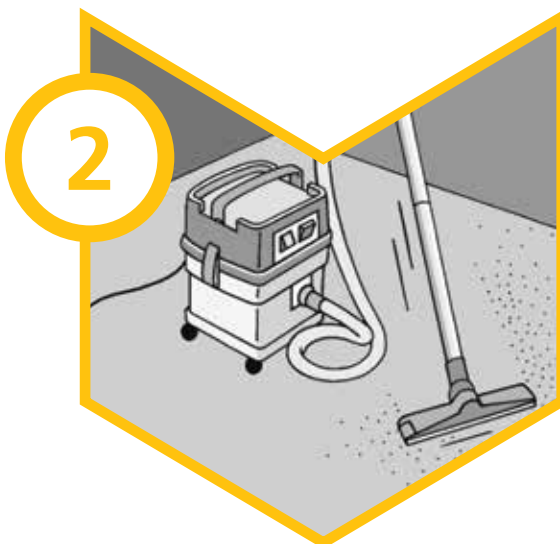
## RUBIO® EASY 1.2.3. STEP-BY-STEP PLAN



### check the ambient temperature and humidity

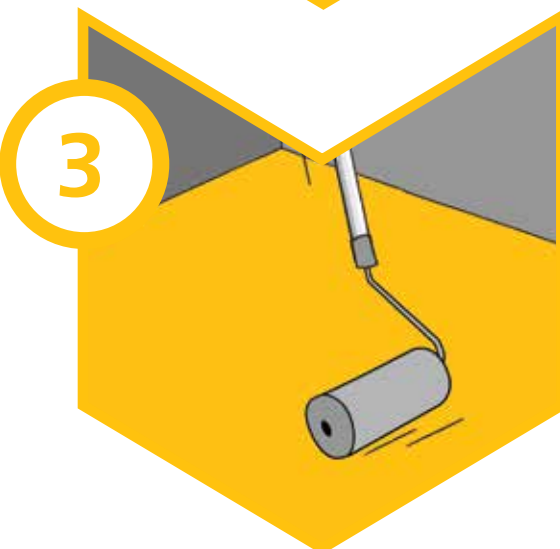
The masonry and the layers of plaster must have a moisture content of  $\leq 5\%$ . The tiling must be pointed and dry just like the paintwork. The recommended air humidity is between 50 – 60%. This can be measured using a hygrometer. The residual moisture content of the screed depends on the type of screed:

- › Cement-bound (without underfloor heating): 2.5%
- › Cement-bound (with underfloor heating): 1.5%
- › Anhydrite (traditional without underfloor heating): 1%
- › Anhydrite (traditional with underfloor heating): 0.6%
- › Anhydrite cast floor: 0.6%



### preparing the substrate

- › Flat
- › Dry
- › Grease-free
- › Free from cracks
- › Physically solid



### Rubio® EasyPrimer I optional

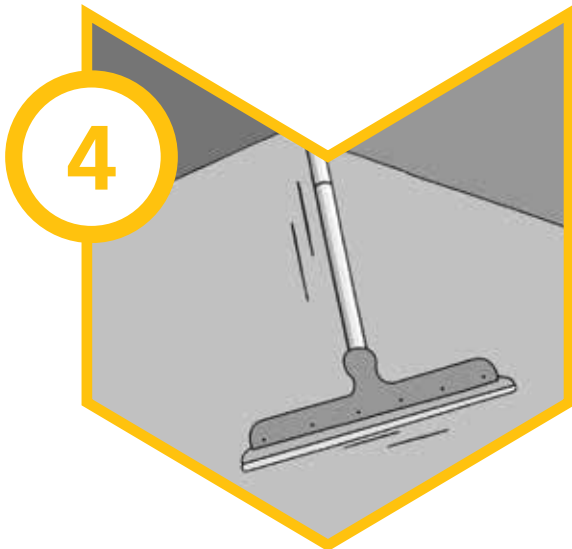
#### Rubio® EasyPrimer Aqua

- › Bonding additive and fixative on difficult and smooth substrates such as ceramic tiles.

#### Rubio® EasyPrimer 2C Epoxy

- › Recommended for underfloor heating, anhydrite screeds, renovating old floors with residual adhesive and as screed hardener for poor quality substrates.
- › It serves in two layers as a moisture barrier.





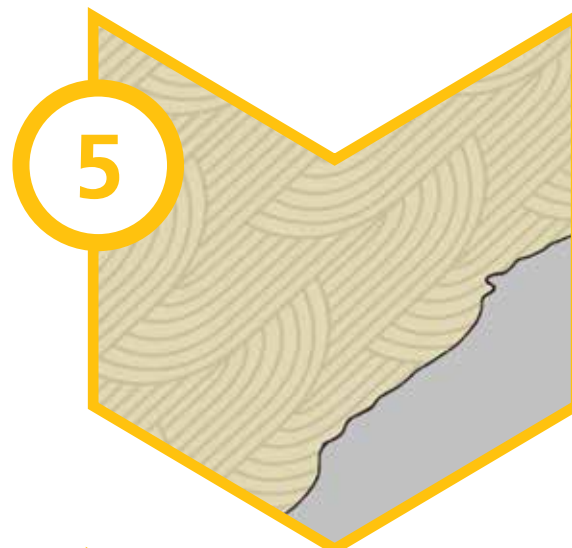
#### **Rubio® EasyFlow(-F) | optional**

##### **Rubio® EasyFlow**

- › Self-levelling, cement-bound levelling material for levelling up to 15 mm.

##### **Rubio® EasyFlow-F**

- › Fibre-reinforced self-levelling, cement bound levelling material for levelling up to 30 mm and floors with underfloor heating.



#### **gluing with Rubio®EasyBond**

- › Open time: 45 minutes
- › Spreaders: B7- B15- B16
- › Adhesive temperatures: at least 15° C for optimal processing.
- › Packaging: 16 kg bucket or 290 ml cartridge (493 gram) for gluing skirting boards and sealing seams.
- › Drying time: The floor can be polished or taken into use after 12 hours depending on the climatic conditions and thickness of the adhesive layer (23° C / 60% relative humidity).



#### **laying the parquet**

- › Remove adhesive stains using Rubio® Monocoat Cleaner before they dry.
- › No damage to the surface finish.
- › Hardened residual adhesive can only be removed mechanically.
- › Clean material using Rubio® Monocoat Cleaner.
- › Wash hands simply using soap and water.
- › Finish the parquet using Rubio® Monocoat oil as required.

Rubio<sup>®</sup> MONOCOAT  
YOUR PARTNER IN WOOD PROTECTION



# EXTRA

RUBIO® ENVIRONMENT & SAFETY	84
RUBIO® ACADEMY	86
RUBIO® OFFICES	87

## RUBIO® MONOCOAT:

### ENVIRONMENTALLY-CONSCIOUS PRODUCTS WHICH ARE SAFE FOR BOTH THE USER AND THEIR ENVIRONMENT.

All of Rubio's employees live and breathe wood. The goal of Rubio Monocoat's products is to protect the natural beauty of wood in all its amazing shades while also increasing its lifespan. Our focus is on maintaining the natural look and feel of the wood.



#### **Rubio® Monocoat, the first oil which actually contains 0% VOC**

Back during the development phase of Rubio® Monocoat's first oil - three years before the introduction of the first VOC regulations - we decided to set the bar high when it came to the emission of hazardous vapours during the application of our products. We expressly decided not to work with a 'low-level of VOC emissions' but instead decided to opt for 0% VOC.

Rubio® Monocoat oil is based on molecular bonding. This means that all dangerous materials can be excluded without having to lower our quality standards. We are proud to conclude that from the very beginning we have set emission standards that are stricter than those which have been prescribed in the legislation dating back to 2010.

#### **What are VOCs?**

Volatile Organic Compounds is a generic term for the chemical substances that evaporate into the air after applying oil. Organic refers to the chemical composition of the components and volatile refers to the fact that they evaporate while drying.

#### **Why are they hazardous?**

Using products that contain VOCs releases vapours that are hazardous to both man and the environment. Excessive contact with VOCs can cause allergic reactions, breathing problems and eye problems. Furthermore, they affect the ozone layer and increase the greenhouse effect. No wonder that legislative bodies have found it necessary to intervene.

In spite of the hazardous characteristics demonstrated in VOCs, manufacturers refuse to stop using them altogether. They reduce their content to the lowest possible quantity, but they often do not abandon VOCs completely. This is because VOCs contribute to a large extent to the optimal workability of the traditional woodfinishing products. The action of Rubio Monocoat, however, is based on molecular bonding: a revolutionary technology in which the hazardous factors are eliminated while guaranteeing incontestable quality.

#### **Rubio® EasyBond parquet adhesive: no plasticisers and 0% VOC**

We also decided to work with sustainable ingredients which do not harm the environment or the user when developing Rubio® EasyBond parquet adhesive in 2016. Rubio® EasyBond parquet adhesive does not contain any solvents and is, therefore, not harmful to the environment. The adhesive also doesn't contain any isocyanates which means that the risk of skin irritation and allergies is minimal. Excess glue can easily be removed from the bucket once it has dried by peeling it off. This also means you can recycle the empty bucket.



## International certificates

Our focus on sustainable entrepreneurship is reflected in the certificates our products have been awarded by numerous independent, international institutes. A list of the most important certificates we have been awarded:

### › Eurofins Indoor Air Comfort Gold

**What?** Rubio Monocoat is the first in the wood treatment sector to get the Eurofins Indoor Air Comfort Gold label. With this label, we want to continue to give our customers the guarantee that our products are a safe choice when it comes to emissions, now and in the future.

Eurofins Indoor Air Comfort Gold is a sign of Rubio Monocoat's focus on quality and contribution to a healthy indoor environment.



### › 0% VOC

**what?** An independent laboratory (Ecce) has subjected our products to gas chromatography tests to help determine the VOC level in a product.

**which RMC products have been awarded this label?** You will see this logo listed throughout the catalogue, next to the products which have been awarded this label.



### › A+ label

**what?** French legislation which measures the number of VOCs in products and which awards a grade from A+ (lowest emission) to C (highest emission).

**which RMC products have been awarded this label?** You will see this logo listed throughout the catalogue, next to the products which have been awarded this label.



### › Ü Label – DiBt

**what?** Official, independent, German institute which tests the emissions released by industrial products used indoors. This label is mandatory for each product used in public spaces like doctor's practices, hospitals, offices and shops.

**which RMC products have been awarded this label?** You will see this logo listed throughout the catalogue, next to the products which have been awarded this label.



### › FR-certificate BFL-S1

The RMC FR Oil System, our flame-retardant oil system, has been tested in accordance with the following standards: EN 13501-1, EN ISO 11925-2 and EN ISO 9239-1. Achieving a Bfl s1 rating is a first. The B-certificate is the highest classification ever achieved by an oil system.

The s1 refers to the extent that smoke development is limited. This is something we consistently strive to achieve during the development phase.



### › Toy standard EN 71-3

This European guideline regulates the migration of certain hazardous elements like barium, cadmium and mercury etc. in different types of toys. The decision reflects that wood treated with RMC Oil Plus 2C or RMC Hybrid Wood Protector is safe for children. It also means that chopping boards, kitchen worktops, tabletops etc. which have been treated with RMC Oil Plus 2C are also safe for domestic use.



### › M1

The aim of this classification is to enhance the development and use of low-emitting building materials. The classification presents emission requirements for the materials used in ordinary work spaces and residences with respect to good indoor air quality. M1 stands for low emissions.



# RUBIO® ACADEMY: EXPERIENCE AND KNOWLEDGE AT THE SERVICE OF OUR CUSTOMER.



### **Training centre - customized training for clients.**

What exactly does 'sanding according to the rules' entail? Which pre-colouring provides the best result on a particular type of wood? What should you mainly take into account when you select a certain product?

These questions and many others are clearly answered during training by our specialists in the Rubio® Academy.

After a short theoretical part, you immediately start gaining practical knowledge. Depending on the professional area of the customer, this takes place in a hall where a full industrial set-up is found or at the site organized for manual applications. A combination of both is also possible!

### **Test environment – we are sure of what we promise.**


Our products are distributed to customers only after a thorough testing phase in our lab and in practice halls. In this environment our specialists test the various application methods, consumption is measured, and drying times are monitored. After drying, the test boards are still not spared. They still have to be tested on their resistance to liquids and scratches. All this with one objective in mind: to guarantee that an RMC product actually lives up to what we promise.



### **Contact us**

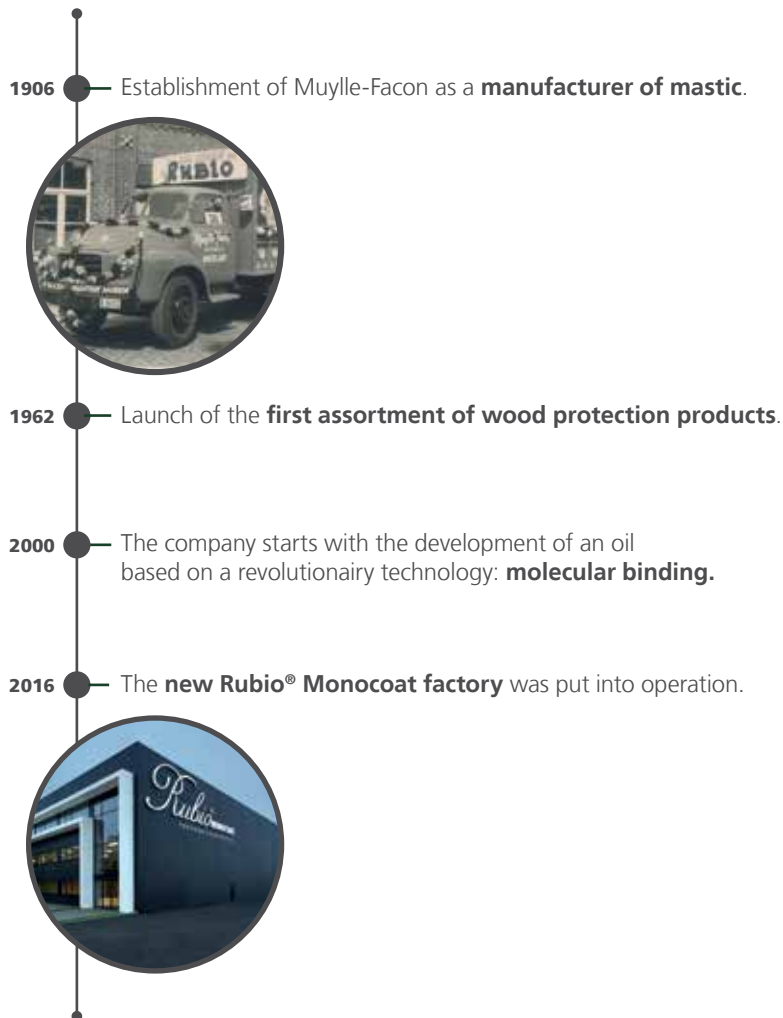
Interested in customized training for your sales people or customers?  
Send an email to [academy@rubiomonocoat.com](mailto:academy@rubiomonocoat.com) with your specific wishes.

## RUBIO® OFFICES: RUBIO MONOCOAT, A RAPIDLY EXPANDING BRAND.



### Things are happening at Rubio Monocoat!

To incorporate the constant growth and because we invest in a high level of service, our company structure is undergoing some drastic changes. In the summer of 2016, a completely new factory was put into operation, which is devoted solely to Rubio® Monocoat products. In addition to a bigger stock, all processes are being automated, both administrative, and, for example, filling, labelling and packaging orders. This will enable us to deliver our products and services even faster and more efficiently.



### Branch Offices

Australia • Austria • Belarus • Bulgaria • Belgium & Luxemburg • Canada • China • Croatia  
Czech Republic • Finland • France • Germany • India • Indonesia • Ireland • Japan • Lithuania  
Mexico • Middle-East • The Netherlands • New Zealand • Norway • Peru • Poland • Portugal  
& Spain • Russia • Serbia • Singapore • South Africa • South Korea • Sweden & Denmark  
Turkey • UK • Ukraine • USA • Vietnam

ADVANCED TECHNOLOGY



## WELCOME TO THE RUBIO MONOCOAT FAMILY

76 countries - 30.000.000 m<sup>2</sup> treated wood per year

